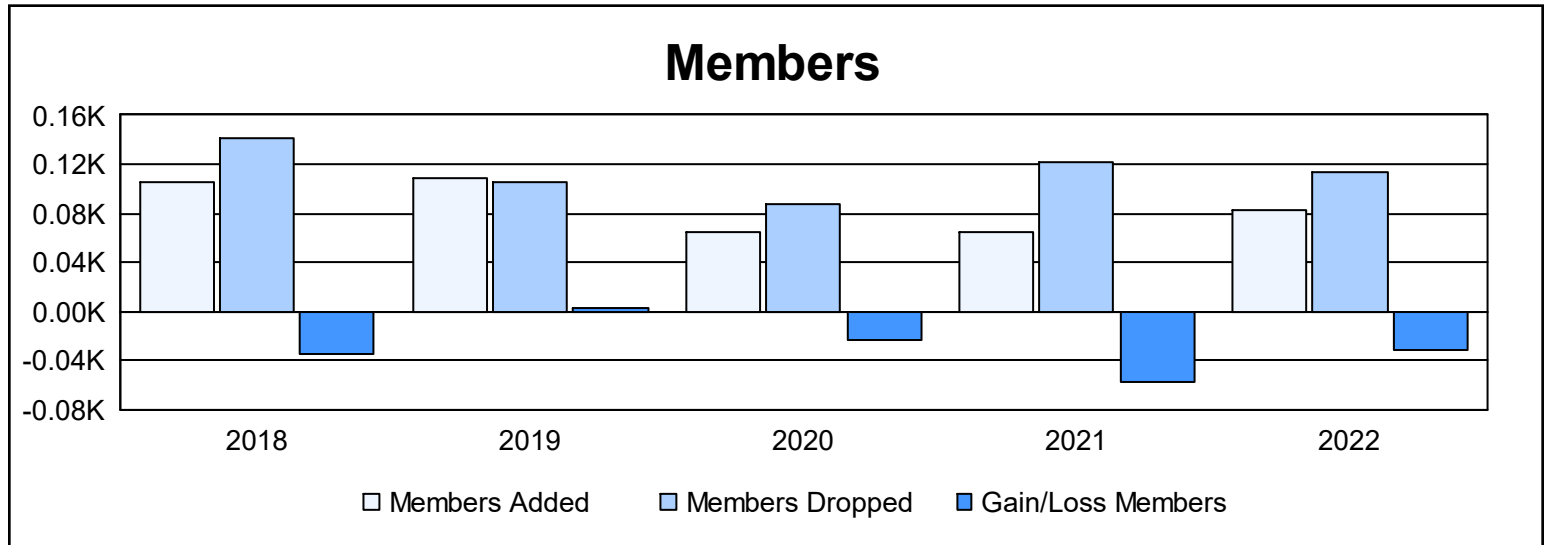
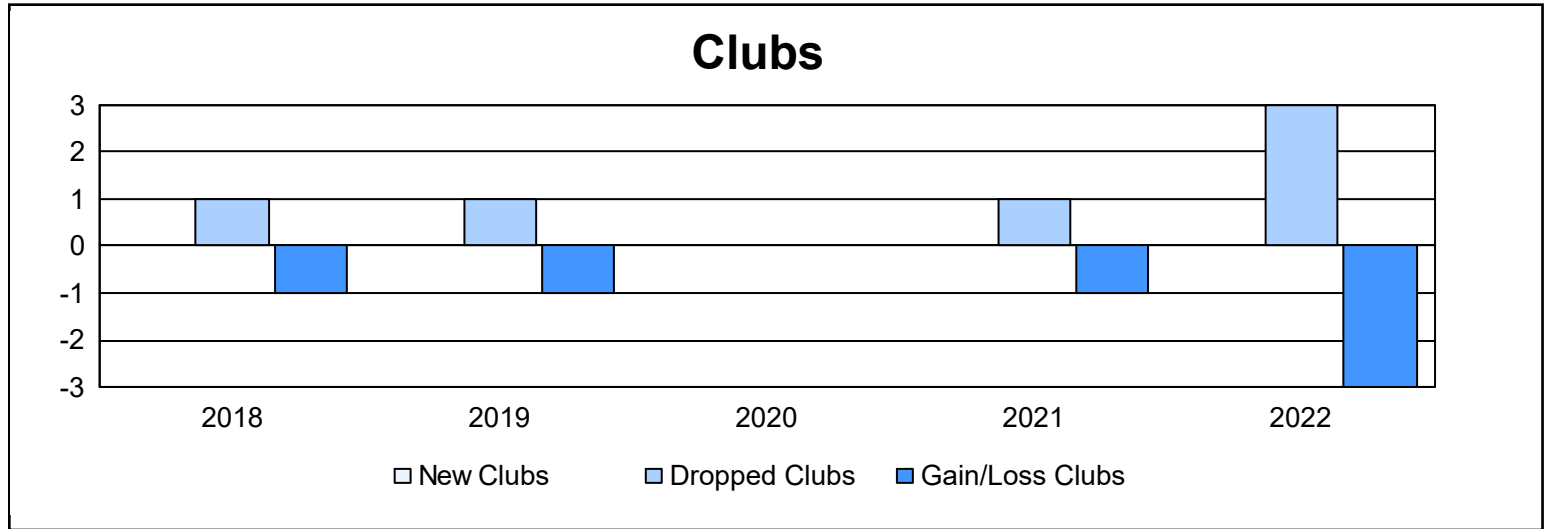
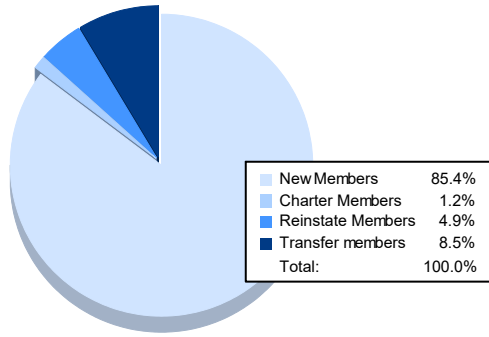


Year	New Clubs	Dropped Clubs	Gain/ Loss Clubs	New Members	Charter Members	Reinstate Members	Transfer Members	Total Member Added	Total Members Dropped	Gain/ Loss Members
2017-2018	0	1	-1	88	2	2	14	106	141	-35
2018-2019	0	1	-1	92	1	5	11	109	106	3
2019-2020	0	0	0	57	0	2	5	64	87	-23
2020-2021	0	1	-1	58	1	2	3	64	122	-58
2021-2022	0	3	-3	70	1	4	7	82	113	-31
<b>Average</b>	<b>0</b>	<b>1</b>	<b>-1</b>	<b>73</b>	<b>1</b>	<b>3</b>	<b>8</b>	<b>85</b>	<b>114</b>	<b>-29</b>



### Membership Composition June 2022 Cumulative



### Gender Composition June 2022 Cumulative

